

HOT AIR

Enbloc fireplaces

New Range AF2000 & Compact

Building technique

The whole range of "AF 2000 & Compact" is up to date with a new heat exchange system. The function is illustrated on the scheme of Picture D. A refractory panel(*), situated above the fire, divides combustion chamber, where the firewoods burns, from the heat exchange chamber positioned above the panel.

The heat, produced by fire, is diverted and channelled to exchange piping. Working on the "draught regulation rolling gate", the fumes are subsequently held back, before being totally evacuated along the chimney flue. This new system, planned to optimize the firewood combustion, allows to get the right balance between heat efficiency (> 70%) and thermal capacity (> 20 KW). A big part of thermo-fireplaces on the market presents a high heat efficiency but, very often, to overall power detriment. The overall power, instead, is absolutely essential when the ambients to heat are particularly cold or voluminous. The whole new range produced is delivered equipped with nylon wheels to make easier the movements.

Moreover new levelling are inserted and they are provided with an anti-vibration and nonskid rubber surface.

Unchanged technical characteristics:

- The tested and strong structure building: solidity guarantee for long time
- The precision, solidity and reliability of scrolling door: self lubrication and oscillating on steel pipe bushes (first to use it, since 1994)
- Manual regulation of draught regulation rolling gate: saving in firewood consumptions and using safety.
- The electronic unit that manage automatically and proportionally the fan speed according to the exit temperature of hot air from the openings (first to adopt it, since 1994)
- Manual device of management of primary and secondary air to combustion (Picture E)
- Totally cast iron fireplaces in high thickness (10 - 15 mm)

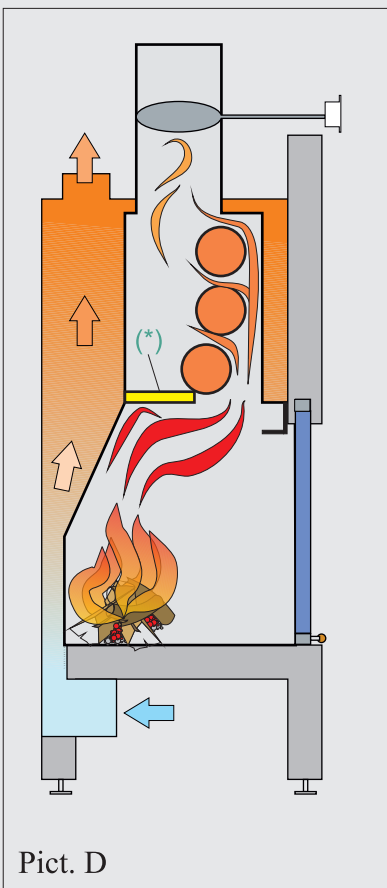
Heating with forced ventilation:

All the models of the range AF 2000 and Compact can be equipped with the air forced ventilation system denominated "CaldoVen®".

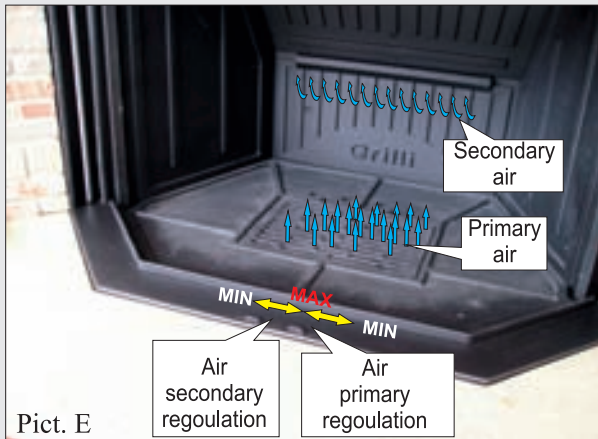
Cold air is taken outside and introduced into a space between cast iron and steel of fireplace, forced to pass through an efficient and sophisticated exchanger, heated and sent to the rooms by means of aluminium pipes and delivery mouths (Picture F). The electronic thermal regulator will manage (function "PROP") automatically and proportionally the fan speed according to the exit temperature of hot air from the openings.

To heat more adjoining rooms, it could be used the ring-shaped connection system as shown in Picture G.

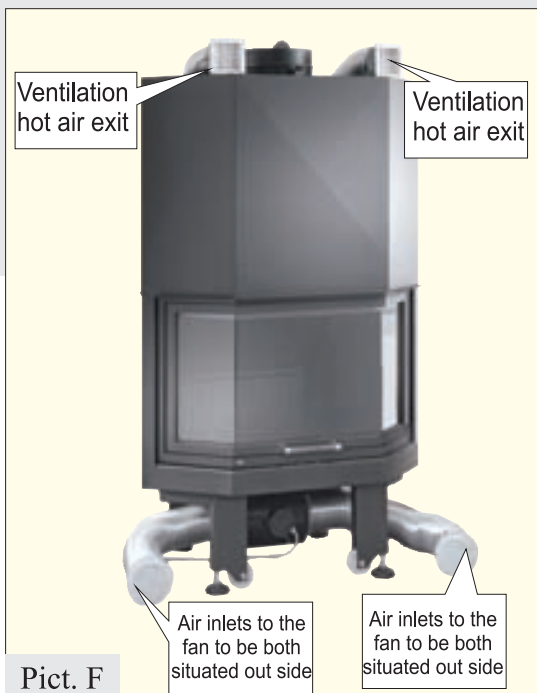
In this case it could be necessary to use a powerful fan (after consulting the official dealer).



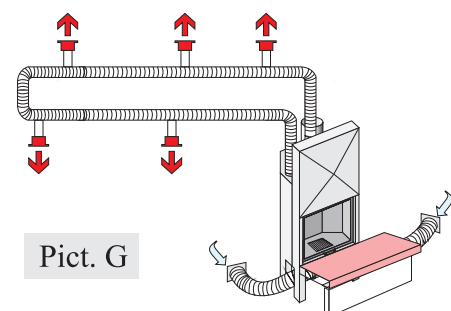
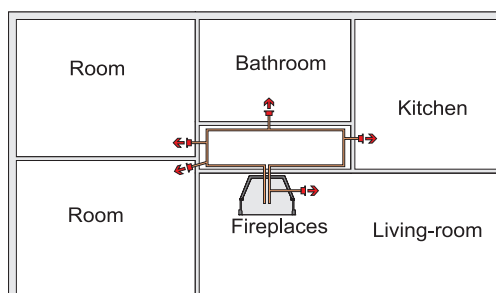
Pict. D



Pict. E



Pict. F



Pict. G